




Southfields' long-term literacy planner – Year 1



Autumn 1	Autumn 2	Spring 1	Spring 2	Summer 1	Summer 2
Fiction: On the Way Home	Fiction: Toys in Space	Fiction: Animalalphabet	Fiction: Paddington: The original story of the bear from Darkest Peru	Fiction: The Queen's Hat	Fiction: Rapunzel
					
Genre: Moral Story	Genre: Suspense Story	Genre: Stories about our world	Genre: Journey Story	Genre: Journey Story	Genre: Traditional Tale
Model Text:	Model Text:	Model Text:	Model Text:	Model Text:	Model Text:
Focus: Stories from familiar settings	Focus: Verbs and Adjectives	Focus: Punctuation and suffixes	Focus: Character description	Focus: Setting description	Focus: Descriptive language
Audience: Reception Teacher	Audience: Their favourite toy	Audience: An explorer	Audience: Mr and Mrs Brown	Audience: Year 2	Audience: Year 2 teachers
Purpose: To show their previous teacher what their Year 1 life is like	Purpose: To create a bedtime story for their favourite toy	Purpose: To create a book to help an explorer	Purpose: To write a story about Paddington's travels	Purpose: To create a story to share at school's Jubilee celebrations	Purpose: To send a story to their Year 2 Teacher
		Hook: Zoo visit/visitor	Hook: Postcard from Paddington	Hook: Celebrations at school	

<p>Hook: Role play around school</p> <p>Toolkit:</p> <ul style="list-style-type: none"> • Say out loud what they are going to write • Read aloud writing clearly enough to be heard by peers and teacher • To know the difference between letters and words • Know how words can combine to make sentences • Leave spaces between words • Simple narrative using characters and settings they are familiar with 	<p>Hook: Design a new toy for their story</p> <p>Toolkit:</p> <ul style="list-style-type: none"> • Say out loud what they are going to write • Leave spaces between words • Begin to punctuate sentences using a capital letter and full stop • Simple narrative used typical characters, settings and events • Prefixes to change the meaning of verbs • Suffixes which can be added to verbs 	<p>Toolkit:</p> <ul style="list-style-type: none"> • Begin to punctuate sentences using a capital letter, full stops and question marks • Capital letters for names • Joining clauses using and • Plural noun suffixes • Ed and er words • Sequencing sentences to form short narratives 	<p>Toolkit:</p> <ul style="list-style-type: none"> • Exclamation marks to show shock or surprise • Prefixes to change the meaning of adjectives • Joining clauses using and • Use s or es for nouns • Ing words • Written in 3rd person 	<p>Toolkit:</p> <ul style="list-style-type: none"> • Narrative uses typical settings • Joining clauses using because and and • Single and plural nouns • Prefixes and suffixes to change the meaning of Verbs • Prefixes and suffixes to change the meaning of adjectives 	<p>Hook: Climbing up ropes in the hall as if they were Rapunzel's hair</p> <p>Toolkit:</p> <ul style="list-style-type: none"> • Narrative uses typical settings • Joining clauses using and, because and so • Single and plural nouns • Prefixes which change the meaning of Adjectives • Ing and est words • Written in 3rd person • Written in past tense – Year 2 preparation
<p>Fiction 2: Little Red Riding Hood</p>	<p>Fiction 2: The Three Little Pigs</p>	<p>Fiction 2: The disgusting sandwich</p>	<p>Fiction 2: The Storm Whale</p>		



Genre: Traditional Tale

Model Text:

Focus: Story Language

Audience: Books for the book corner


Purpose: To create a zig-zag book to share with my friends

Hook: Left behind clues

Reception consolidation

Toolkit:

- Say out loud what they are going to write
- Read aloud writing clearly



Genre: Traditional Tale

Model Text:

Focus: Story Language


Audience: Books for the book corner

Purpose: To create another traditional tale to add to their class book

Hook: Wolf on the run!

Toolkit:

- Say out loud what they are going to write



Genre: Humour Story

Model Text:

Focus: Suffixes and Verbs


Audience: Menu for Mr Gale

Purpose: To create stories that make Mr Gale feel sick!

Hook: Making disgusting sandwiches!

Toolkit:

- Sequencing sentences to form short narratives
- A range of punctuation which uses question marks



Genre: The World around us

Model Text:

Focus: Setting description

Audience









Purpose:

Hook:

Toolkit:

- Suffixes which use ing and ed
- Joining clauses which use and
- A range of punctuation which includes full stops, question marks and exclamation marks

<p>enough to be heard by peers and teacher</p> <ul style="list-style-type: none"> • To know the difference between letters and words • Know how words can combine to make sentences • Leave spaces between words • Simple narrative using characters and settings they are familiar with 	<ul style="list-style-type: none"> • Leave spaces between words • Begin to punctuate sentences using a capital letter and full stop • Simple narrative used typical characters, settings and events • Prefixes to change the meaning of verbs • Suffixes which can be added to verbs 	<p>and exclamation marks</p> <ul style="list-style-type: none"> • Joining clauses using and • Suffixes ed and ing • S or es as the plural marker for nouns • Capital letters for names 	<ul style="list-style-type: none"> • Sequencing sentences to form short narratives • Suffixes and prefixes to change the meaning of verbs 	
<p>Sentence Types to be taught: Sentences beginning with a capital letter Sentences ending with a full stop Capital letters for people, places, days of the week and the personal pronoun I Verbs Adjectives</p>	<p>Sentence Types to be taught: Capital letters for people, places, days of the week and the personal pronoun I Nouns which use a capital letter Question sentences Exclamation sentences to show shock or surprise Verbs Adjectives</p>	<p>Sentence Types to be taught: Question sentences Exclamation sentences to show shock or surprise Nouns which use a capital letter Verbs Adjectives Joining clauses using simple conjunctions – Year 2 preparation</p>		

Fiction Vocabulary:	Fiction Vocabulary:	Fiction Vocabulary:	Fiction Vocabulary:	Fiction Vocabulary:	Fiction Vocabulary:
				Fiction Invention: The Queen's Handbag	Fiction Invention: Rapunzel (a twist)
				 <p>Genre: Journey Story</p> <p>Children to choose an object from the Queen to go on a journey around the United Kingdom.</p>	 <p>Genre: Traditional Tales</p> <p>Children to write their own version of Rapunzel.</p>
Non-fiction: Where is my school?	Non-Fiction: The 3 Little Pigs	Non-fiction: The 3 Little Pigs	Non-fiction: David Attenborough (Little People Big Dreams)	Non-fiction: Little Elizabeth	Non-fiction: DK Findout Castles
					
<p>Genre: Lists and Labelling</p>	<p>Genre: Instructions</p> <p>Model Text:</p>	<p>Genre: Instructions</p> <p>Model Text:</p>	<p>Genre: Information Text</p>	<p>Genre: Recount</p> <p>Model Text:</p>	<p>Genre: Explanation</p> <p>Model Text:</p>

<p>Model Text:</p> <p>Audience: Year 1 Teachers</p> <p>Purpose: To share their journey to school</p> <p>Hook: Journey to school and the local area</p> <p>Toolkit:</p> <ul style="list-style-type: none"> • Write a list • Label a picture • Capital letters to begin a sentence • Full stops to end a sentence 	<p>Audience: The 3 Little Pigs</p> <p>Purpose: To help them rebuild their homes</p> <p>Hook: Making houses for The 3 Little Pigs</p> <p>Toolkit:</p> <ul style="list-style-type: none"> • Write a list • Label a picture • Capital letters to begin a sentence • Full stops to end a sentence • Capital letters for the pronoun I • Suffixes er and est 	<p>Audience: Artic explorer</p> <p>Purpose: Write instructions for what to pack for an expedition</p> <p>Hook: Rucksack to go on an expedition</p> <p>Toolkit:</p> <ul style="list-style-type: none"> • Write a list • Joining clauses with and • Prefixes to change the meaning of adjectives • Prefixes and suffixes to change the meaning of verbs • Title to introduce a text 	<p>Model Text:</p> <p>Audience: Families to share topic learning</p> <p>Purpose: To inform people about David Attenborough</p> <p>Hook: Watch Blue Planet</p> <p>Toolkit:</p> <ul style="list-style-type: none"> • Past Tense • 3rd Person • Question sentences which use a question marks • Singular and plural nouns • Joining clauses which use and • Suffixes ing and ed 	<p>Audience: School celebrations</p> <p>Purpose: To write a diary about being the Queen</p> <p>Hook: To be royalty for the day!</p> <p>Toolkit:</p> <ul style="list-style-type: none"> • Past Tense • Capital letters for the pronoun I • 1st person • Suffixes and prefixes to change the meaning of verbs • Joining clauses which use and • Singular and plural nouns 	<p>Audience: A knight</p> <p>Purpose: A knight needs somewhere new to live</p> <p>Hook: To build a castle</p> <p>Toolkit:</p> <ul style="list-style-type: none"> • Label a picture • Write a list • Past Tense • Third Person • Capital letters • Full Stops, question marks and exclamation marks • Joining clauses using and, because and so.
<p>Non-Fiction Vocabulary</p>	<p>Non-Fiction Vocabulary</p>	<p>Non-Fiction Vocabulary</p>	<p>Non-Fiction Vocabulary</p>	<p>Non-Fiction Vocabulary</p>	<p>Non-Fiction Vocabulary</p>

