





















Southfields' long-term literacy planner – Year 2






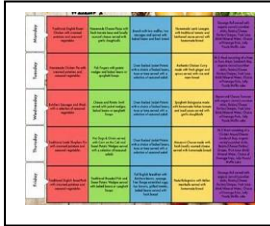


Autumn 1	Autumn 2	Spring 1	Spring 2	Summer 1	Summer 2
Fiction: The Bog Baby	Fiction: Traction Man	Fiction: Baba Yaga	Fiction:	Fiction:	Fiction:
					
<p>Genre: Warning Story</p> <p>Model Text: Simplified version of Bog Baby</p> <p>Focus: Sentence Structure</p> <p>Audience: Younger children in Year 1</p> <p>Purpose: To write a warning story</p> <p>Hook: To find and save a lost Bog baby.</p>	<p>Genre: Story from a familiar setting</p> <p>Model Text:</p> <p>Focus: Descriptive sentences</p> <p>Audience:</p> <p>Purpose:</p> <p>Hook:</p> <p>Toolkit:</p> <ul style="list-style-type: none"> To begin a sentence with a capital letter 	<p>Genre: Traditional Tales</p> <p>Model Text:</p> <p>Focus: Plot development</p> <p>Audience:</p> <p>Purpose:</p> <p>Hook:</p> <p>Toolkit:</p> <ul style="list-style-type: none"> The main characters are fictional 	<p>Genre: Fantasy Story</p> <p>Model Text:</p> <p>Focus: Setting description</p> <p>Audience:</p> <p>Purpose:</p> <p>Hook:</p> <p>Toolkit:</p> <ul style="list-style-type: none"> Expanded noun phrases 	<p>Genre: Mythical Characters</p> <p>Model Text: A character description of Zog the dragon</p> <p>Focus: Character description</p> <p>Audience: Younger children in Y1.</p> <p>Purpose: To re tell the story of Zog ing own story maps</p>	<p>Genre: Assessment Text</p> <p>Text used as a stimulus for a range of assessment opportunities.</p> <ul style="list-style-type: none"> Writing for a range of audiences Setting description Character description Familiar characters



<p>Year 1 Consolidation Toolkit:</p> <ul style="list-style-type: none"> • To begin a sentence with a capital letter • To end a sentence with a full stop • Written in past tense • Suffixes <i>ly</i> • Written in third person • Events are sequenced in a logical order 	<ul style="list-style-type: none"> • To end a sentence with a full stop • To use Exclamation sentences • Expanded Noun Phrases • Suffixes which use <i>ed, less, ment, ly, ness, ful</i> and <i>er</i>. 	<ul style="list-style-type: none"> • Narrative is told in past tense • Progressive Verbs in the present and past tense • Apostrophes to show singular possession • Formation of adjectives using suffixes • Narrative told in third person 	<ul style="list-style-type: none"> • Past progressive form of verbs • Subordinate conjunctions <i>e.g when, if, that, or and because</i> • Exclamation sentences • Apostrophes to show where letters are missing • Narrative told in third person 	<p>and share with the children the dragon art and descriptions.</p> <p>Hook: Zog delivers the book through an egg treasure hunt. Children to follow the egg clues to discover Zog who then reads them the book.</p> <p>Toolkit:</p> <ul style="list-style-type: none"> • Expanded noun phrases • Apostrophes to show possession • Past progressive form of verbs • Co-ordinating conjunctions <i>e.g or, and and but</i> • A range of verbs • Commas for lists 	<ul style="list-style-type: none"> • Letters • Postcards • Leaflets • Adverts • Biography • Rhyme • Edit and improving • Role Play
--	---	---	--	--	--

				<ul style="list-style-type: none"> • Formation of adjectives using suffixes 	
<p>Sentence Types to be taught: (Year 1 consolidation) Exclamation sentences Expanded noun phrases Question sentences 2A sentences Nouns which use a capital letter Verbs and Adjectives</p>	<p>Sentence Types to be taught: Apostrophes to show possession Command sentences Exclamation sentences Question sentences Expanded Noun phrases 2A sentences</p>	<p>Sentence Types to be taught: Apostrophes to show possession Apostrophes for contracted words Exclamation sentences Question sentences Adverbs - Year 3 Preparation Prepositions - Year 3 Preparation</p>			
Fiction Vocabulary:	Fiction Vocabulary:	Fiction Vocabulary:	Fiction Vocabulary:	Fiction Vocabulary: dragon, princess, knight, madame, grown, far	Fiction Vocabulary: glee, shady, nervously, palace, cottage, bungalow.
Fiction Invention: Pingu gets a warning	Fiction Invention: Toys in Space	Fiction Invention: CinderGorilla	Fiction Invention: Into the Forest	Fiction Invention: Jim and the Beanstalk	Fiction Invention: Dear Teacher
 <p>Genre: Warning Story</p> <p>Using the animation, write about Pingu getting a warning.</p>	 <p>Genre: Story from a familiar setting</p> <p>Children to bring in a toy from home to write a story about.</p>	 <p>Genre: Traditional Tales</p> <p>Children to use an animal in their own version of Cinderella</p>	 <p>Genre: Setting Descriptions</p> <p>Children to use the picture book to create their own setting description.</p>	 <p>Genre: Mythical Characters</p> <p>Children to write their own version of</p>	 <p>Genre: Letter writing</p> <p>Children to write a letter to their year 3 teacher about why</p>

				Jim and the Beanstalk.	they will not be joining them in September.
Non-fiction: The Dinosaur's Diary	Non-fiction: How to Look After your Dinosaur	Non-fiction: The true Story of the 3 Little Pigs	Non-fiction: The Monster Health Book	Non-fiction: Greta and the Giants	Non-fiction: Borneo Rainforest
 <p>Genre: Recount</p> <p>Model Text:</p> <p>Audience:</p> <p>Purpose:</p> <p>Hook:</p> <p>Toolkit:</p> <ul style="list-style-type: none"> • Use past and present tense throughout writing • Use progressive forms of verbs 	 <p>Genre: Instructions</p> <p>Model Text: How to catch a dinosaur</p> <p>Audience:</p> <p>Purpose:</p> <p>Hook:</p> <p>Toolkit:</p> <ul style="list-style-type: none"> • Command sentences • Commas for lists • Formation of adjectives using suffixes 	 <p>Genre: Discussion Text – Is the Wolf Guilty?</p> <p>Model Text:</p> <p>Audience:</p> <p>Purpose:</p> <p>Hook:</p> <p>Toolkit:</p> <ul style="list-style-type: none"> • Present tense • Question sentences • Exclamation sentences 	 <p>Genre: Persuasive Text</p> <p>Model Text: School Menu</p> <p>Audience:</p> <p>Purpose:</p> <p>Hook:</p> <p>Toolkit:</p> <ul style="list-style-type: none"> • Written in present tense • Rhetorical questions 	 <p>Genre: Information Text</p> <p>Model Text: Posters of protest. To be used in a demonstration outside Mr Booth's classroom.</p> <p>Audience: Mr Booth (guilty of dropping litter)</p> <p>Purpose: Posters to show Mr Booth the dangers of dropping litter.</p>	 <p>Genre: Non-Chronological Report</p> <p>Model Text: An information leaflet about butterflies.</p> <p>Audience: Nursery children who will be visiting the butterfly farm after the Y2 visit.</p> <p>Purpose: The information text for the Nursery children will give them some knowledge about</p>

<ul style="list-style-type: none"> • Use conjunctions for coordination e.g or, and and but • Use of conjunctions for subordination e.g when, if, that and because • Use of noun phrases • 1st (if personal) or 3rd person. 	<ul style="list-style-type: none"> • Chronological order. • Imperative verbs. • Time adverbials or numbers for coherence. 	<ul style="list-style-type: none"> • Verbs • Apostrophes to show where letters are missing • Events are sequenced in a logical order 	<ul style="list-style-type: none"> • Expanded noun phrases • Subordinating conjunctions e.g when, if, that and because • Coordinating conjunction e.g or, and and but • Suffixes ful and less 	<p>Hook: Posters of protest to be created and used in a demonstration outside Mr Booth's classroom.</p> <p>Toolkit:</p> <ul style="list-style-type: none"> • Present tense • Question sentences • Subordinating conjunctions e.g when, if, that and because • Present and past tense • Formation of adjectives using suffixes 	<p>butterflies before they go.</p> <p>Hook: Y2 Visit to Stratford Butterfly Farm. Tour guide to share knowledge and new vocabulary about butterflies. Children experience</p> <p>Toolkit:</p> <ul style="list-style-type: none"> • Use present and past tense throughout writing • Questions can be used to form titles • Question marks are used to denote questions • Use of coordinating conjunctions e.g or, and and but • Use of subordinating conjunctions e.g when, if, that and because • Adjectives
---	--	---	---	---	--

<p>Non-Fiction Vocabulary</p>	<p>Non-Fiction Vocabulary</p>	<p>Non-Fiction Vocabulary</p>	<p>Non-Fiction Vocabulary</p>	<p>Non-Fiction Vocabulary-forest, giant, chopped, town, city, activist</p>	<p>Non-Fiction Vocabulary-chrysalis, cocoon, moth, humid, proboscis, delicate</p>
<p>Non-Fiction Invention: Mary Anning</p>	<p>Non-Fiction Invention: How to make sure Santa visits</p>	<p>Non-Fiction Invention: Is Goldilocks a thief?</p>	<p>Non-Fiction Invention: Letter about the school menu</p>	<p>Non-Fiction Invention: Information text about Lady Godiva</p>	<p>Non-Fiction Invention: Butterfly farm Visit</p>
 <p>Genre: Recount</p> <p>Children to write a recount on Mary Anning.</p>	 <p>Genre: Instructions</p> <p>Children to write instructions about how to make sure Santa visits.</p>	 <p>Genre: Discussion</p> <p>Is Goldilocks a thief?</p>	 <p>Genre: Persuasive</p> <p>A letter to the school chef about adding to or improving the school menu.</p>	 <p>Genre: Information Text</p> <p>Children to write an information text about Lady Godiva</p>	 <p>Genre: Non-Chronological Report</p> <p>Children to write a non-chronological report about butterflies.</p>
<p>Poetry</p> <p>Performance Poetry</p> <p>Dinosaur Big, Dinosaur Small -</p>	<p>Poetry</p> <p>Narrative</p> <p>The Dinosaur that pooped Christmas - Tom Fletcher</p>	<p>Poetry</p> <p>Acrostic</p>	<p>Poetry</p> <p>Nonsense Poetry & Humorous Poetry- 'The Owl and the Pussycat' by Edward Lear (this will link with</p>	<p>Poetry</p> <p>Rhyming Couplets</p> <p>Zog - Julia Donaldson</p>	<p>Poetry</p> <p>Limericks made famous and invented by Edward Lear, who wrote 'The Owl and the Pussycat' (studied in Spring term)</p>

			Limericks in Summer term)		
Cross-Curricular Opportunities	Cross-Curricular Opportunities	Cross-Curricular Opportunities	Cross-Curricular Opportunities	Cross-Curricular Opportunities	Cross-Curricular Opportunities
Topic :	Topic :	Topic :	Topic :	Topic : Art	Topic : Geography
Book Links:	Book Links:	Book Links:	Book Links:	Book Links: Dragonology, a book with beautiful images and detailed descriptions.	Book Links: The Poem, 'The Owl and the Pussycat' by Edward Lear. <i>The Owl and the Pussycat travel by boat to a tropical island. (Rainforest)</i> Nonsense poems by Edward Lear
					
Writing:	Writing: Explanations	Writing:	Writing:	Writing:	Writing: Children to write own limerick using the limerick structure.